

Garden NOTES

 NORTHWEST HORTICULTURAL SOCIETY

SPRING 2007

~ THIRD ANNUAL TOUR ~

NHS BOARD MEMBERS OPEN THEIR GARDENS

SUNDAY, MAY 6, 12-5 P.M.

ONCE AGAIN, NHS BOARD MEMBERS invite you into their gardens for a day of conversation and inspiration. Last year the tour was held in July to celebrate the exuberance of summer gardens, but this year's tour promises to celebrate something even more remarkable—the exuberance of gardeners. After winter's litany of floods, freezes, winds, and snow, you've got to admire gardeners brave enough to host a May garden tour. Come see how these resilient souls responded to Mother Nature's weather challenges. Learn from their mistakes and triumphs as you savor the beauty of spring.

The tour is open exclusively to NHS members and their guests. Many of these gardens are not available for any other public viewing. Best of all, the tour is free. Members are especially encouraged to bring non-members with them in an effort to expose more people to the benefits of NHS membership. Be sure to sign up in each garden for a chance to win a free one-year NHS membership. Two will be awarded—one to a member and one to a guest.

Last year, thirteen past and present board members opened their gardens for the tour. Limited to just four hours for touring, members were torn: *Where to go first? How fast can I drive?* This year, to make things easier, all participating gardens are clustered in Seattle and on the eastside. South-end




ABOVE: *The Pendleton Garden*

(DOUG PENDLETON)



LEFT: *The Irwin Garden* (LISA IRWIN)

gardens will make up a separate tour on August 12, providing an opportunity for a leisurely day trip to the country. Details will be provided in the summer issue of *Garden Notes*.

But that still leaves ten gardens to visit in May. Good luck! 

ANNUAL BOARD TOUR, 2007

SEATTLE GARDENS

DEBBIE CAMPBELL



THE HAMMONTREE GARDEN
GEORGETOWN NEIGHBORHOOD
6422 CARLETON AVE S
SEATTLE 98108

Welcome to my tiny Georgetown garden, next to the Orange Castle. In this small space, you will find things that should not be here, ha ha. I think of my garden as a big container, with many other containers within. Also, there is plenty of sculpture and glass in the garden. Enjoy a walk in a container: it's a lot of fun. And if your shoes are clean, you can come in the house.

LISA IRWIN



THE IRWIN GARDEN
MAGNOLIA NEIGHBORHOOD
2514 W MCGRAW ST
SEATTLE 98199

My Magnolia hillside garden provides a living lab for observing new and garden-worthy plants that I can often recommend in my design business. I have three primary zones—a lush and enveloping shade garden, a bright and bold summer garden with tropical hints,

and a drought-tolerant, all-season entry garden. I intersperse whimsical art, funky furniture, and birdhouses amid plantings that provide texture and color while attracting wildlife.

ANN LEVASSEUR



THE LEVASSEUR GARDEN
PHINNEY RIDGE NEIGHBORHOOD
509 NORTH 74TH
SEATTLE 98103

This is a cottage garden to enhance a 1920 Seattle bungalow in the Phinney Ridge neighborhood. It has been in progress since 1992 with some near-mature shrubs and trees and the mix of plants seen in the typical cottage garden. Photographs of my garden are included in *The Northwest Cottage Garden* by Andrew Schulman.

BARRY LATTER



THE MASSONG/BUTLER GARDEN
QUEEN ANNE NEIGHBORHOOD
470 MCGRAW ST
SEATTLE 98109

Periodically my garden demonstrates evidence of human intelligence, but most of the time it is a reflection of my personality.

DOUG PENDLETON



THE PENDLETON GARDEN
MAGNOLIA NEIGHBORHOOD
2551 37TH AVE W
SEATTLE 98199

Thanks to the natural topography of this Magnolia landscape, visitors ascend from the sidewalk, follow a pathway around a 1940s brick home, and emerge into a welcoming, naturalistic landscape that delights and surprises. The focal point of our garden is a life-sized waterfall that tumbles from an upper corner in the backyard and culminates with a peaceful pool of water just below the viewing platform. The garden is landscaped with an eclectic palette of Northwest natives, mature fruit trees that have been on the property for years, a brilliant coral bark maple, and a giant gunnera that has survived extreme winter temperatures.

DEBBIE CAMPBELL



THE SPARLER GARDEN
SEWARD PARK NEIGHBORHOOD
5920 SEWARD PARK AVE S
SEATTLE 98118

You should wear your dark glasses to this over-the-top collector's garden, now entering its 15th utterly shameless year, for which of the following reasons?

MULTIPLE CHOICE:

- A.** In hopes no one will recognize you in this den of horticultural iniquity.
- B.** To shade your eyes from this garish Technicolor phantasmagoria of botanical flotsam.
- C.** To obscure your tears at the sight of so many withered corpses done in by winter's freezes and floods.
- D.** All of the above.

To learn the correct answer, you'll have to come visit! Daniel and Jeff's garden has been featured in several newspapers and magazines over the years.

EASTSIDE GARDENS



KEITH PATRICK

THE PATRICK GARDEN
PIKE'S PEAK NEIGHBORHOOD
12101 NE 33RD ST
BELLEVUE 98005

We have three gardens: there is Keith's folly, Janet's perennials, and our half-acre garden, mostly in the shade. There

is also a small rhododendron garden that is about 20 years old. Keith's folly has a Terry Welch designed Japanese feeling to it, the perennial gardens feature a colorful border Janet designed, and the half-acre garden was the scene of our son's wedding ten years ago.



RICHIE STEFFEN

THE PEMBER GARDEN
7617 NE 8TH ST
MEDINA 98039

Our garden surrounds a restored 1916 craftsman cottage bungalow, situated on a one-third-acre lot that slopes away from the south side of the house. The green-and-white front garden was enclosed in 1982 with shake fencing and a hedge. It features plants with year-round interest and a fountain and gunnera leaf sculpture made by Little and Lewis. Porches, decks, French doors, and patios blend indoor entertaining with outdoor spaces. From the deck you descend to a 70' by 75' garden filled with specimen trees, shrubs, roses, and

some perennials. This area is anchored by a giant *Cedrus libani*.

NITA-JO ROUNTREE



THE POOLE GARDEN
CLYDE HILL NEIGHBORHOOD
10236 NE 31ST PL
BELLEVUE 98004

This garden was the third place winner in the Arboretum Foundation's 2005 Garden Competition.

Sunny borders enclosed by artful fencing
Ancient trees tower over woodland treasures
Stack rock walls in serpentine lines
Garden art carefully chosen
Tetrapanax papyrifera dances with Saxifraga arendsii an unlikely pair
Sharply peaked ravine shelter
Come and see for yourselves

KATE POOLE



THE ROUNTREE GARDEN
CLYDE HILL NEIGHBORHOOD
3205 102ND NE
BELLEVUE 98004

Rather than the unrestrained exuberance typified in my garden in the summer and fall, spring is a quiet, serene time of year. Briefly blooming bulbs, young colorful uneaten foliage, and small treasures appear among the swelling rose buds and early blooming shrubs. 🌱

~ WELCOME NEW MEMBERS ~

- | | | | |
|--------------------|--------------------------|-------------------|----------------------|
| Linda S Behrens | Nancy Claire Guth | Shelley Mathews | Stephanie Smith |
| Jeffery N Bell | Kris Hamar | Daniel Matlock | Cynthia Smith |
| Carrie Bendiksen | Karyl Hansen | Diane McCann | Peggy Smith |
| Rhonda Bjornstad | Mrellan Harahan | Erin McCormick | Sandy Sowers |
| Van Bobbitt | Colleen Hayward | Shirley McEvoy | Barbara H. Stenson |
| Kathy Boullin | Polly Holiday | Inara McEwen | Spaeth |
| Scott C Cartwright | Meg Jacobsen | Teresa D McPike | Sharon & Ed Stanford |
| Gail Cerra | Debra Jahn | Donna Neal | Kristen Stout |
| Rolande Chesebro | Pat Johnson | Brian Nelson | Carolyn Sturgell |
| Patricia N Curtis | Anne Kinsley | Kathy Nielsen | Betty J Swift |
| Margaret Dennison | Marianne Kitchell | Debbie O'Dell | Sally Sykes |
| Leisha Diane | J I Kleinberg | Nancy K O'Neal | Dee Travis |
| Barbara Diederichs | Val Maureen Knight | Susan Pagano | Sue Karen Tripp |
| Far Reaches Farm | Teresa Knuth | Christine Powell | Laurel Van Eaton |
| Sharon Fields | Patricia Kristoferson | Barb Robinson | Debera Verlinda |
| Patricia Flowers | Elizabeth A Kristoferson | Patrice Rossano | Linda Ward |
| Charlotte Gilbert | Kandice Kroll | Ken Schiewetz | Janet Wartinger |
| Shannon Glass | David Leigh | Carolyn Schneider | Bonnie K Wigginton |
| Elizabeth Grabow & | Mary Lignana | Steve Scott | Judy Wilson |
| Marsha Wilson | Robert G MacDuff | Ann Shure | Zhanbing Wu |
| Judy Gudyka | Janet Mandel | Steve Sloan | |
| D J Guth | John Marsh | Paul Smith | |

IN LOVE WITH GRASSES

ROSE O'DONNELL



ROSE O'DONNELL

HOW CAN YOU DO without grasses in your garden? They offer wonderful texture, put up with nasty conditions, and ask so little in return—no fertilizer, thank you, just a quick grooming.

One of my favorites is an old warhorse that's been around for more than a century in Japan: *Miscanthus sinensis* 'Morning Light' (Japanese silver grass).

'Morning Light' is sturdily upright, and its fine variegated blades provide a bright vertical sunspot all summer. And it's not going to hog all your space. It rises to about 5 feet, spreads to 3 feet, and generally behaves itself. Did I mention it's drought tolerant? And a Great Plant Pick?

It comes into its own in autumn—it's a late bloomer—when it puts out mauve inflorescences that transform into flowing seed heads. It is upright well into winter. Mine has soldiered on through this past windy/rainy/icy/whatever winter, and looked really wonderful with snow clinging to its seed heads.

Rick Darke calls it "arguably the best all-around garden plant of all the *Miscanthus* species" in his *Color Encyclopedia of Ornamental Grasses*. It's not known for seeding around, it tolerates light shade, although happier in sun, and it doesn't flop or splay, as some miscanthus do.

Grasses are built for tough conditions, which is why they succeed all over the world. They don't like fuss. Many don't want too much water. If the soil is too rich, they'll spurt upward like a teenager and flop over.

Make sure you plan enough space for grasses. They seem so small you can't believe they will grow to rival a basketball star, but believe the height and spread information on the tag.

Some grasses flounce their progeny all over the garden. This doesn't mean you can't indulge them; you just need to have a strategy. Mexican feather grass (*Nasella tenuissima*) is one such hussy, but how could you not love that flowing

Miscanthus sinensis 'Morning Light' maintains its elegant stature well into winter

presence? I keep mine in a pot, better to place it, and keep a sharp eye out for seedlings. (They pull out easily.)

A cousin of 'Morning Light', *Miscanthus nepalensis* (Himalayan fairy grass), is my real prize. It, too, is upright, about 5 feet by 3 feet, not fussy, and it doesn't seed around. Its inflorescences are more filigreed, and in fall the seed heads pouf into a flossy boa.

Unfortunately, I almost killed my *M. nepalensis*. When I tried to pry it from its huge pot to divide it, I pretty much trashed its roots. I did manage to rescue a small start, just a half-a-dozen blades now shivering through winter. I don't often see *M. nepalensis* in the nurseries. I spotted a few last summer, but by the time I got to the nursery, someone (you know who you are) bought them all up. In the meantime, I'm nursing along my little division until it's big enough to fill its home pot. 🌱

Rose O'Donnell owns Bryant Organic Gardening in Seattle.

CARING FOR GRASSES

- **Deciduous grasses, those that die back in cold weather, are easy. In winter or when you can't stand the mess anymore, cut them down. Do this before the new blades start to come up. In summer, if you like a tidy look, they may need grooming if blades start flopping over. Once the blade is on the ground, it won't pop back up, so cut it off an inch or so above the base of the plant.**

- **Evergreen grasses, like *Helictotrichon sempervirens*, grow in all seasons. I suspect our damp climate makes a lot of blue oat grass blades die off, because it seems to want a lot of grooming. Comb through the grass to pull out dead blades, with your hands or using a weed cultivator. Reach underneath to pull out dead blades at the base of the plant. It's like getting a good haircut. The grasses seem much perkier afterward.**

- **Be on the alert for rot at the center. Many grasses don't like soggy feet. I keep running into these poor things planted right beside an irrigation head, and they are not happy.**

- **All grasses have a shelf life. The center will die, and eventually the plant needs to be divided or replaced.**

THE URBAN POTAGER: CREATING FOOD GARDENS IN SMALL SPACES

SUSAN GOETZ



SUSAN GOETZ

HISTORICALLY, gardens were planted for food and medicine, not landscaped for ornamentation or recreation as they are today. There is still a generation that can remember the Victory Garden. In the 1940s, the term defined a home garden planted to produce food for the war effort. Vegetable gardens were a commodity, or as President Roosevelt stated, “food is no less a weapon than tanks, guns and planes.”

In today’s fast-paced life, the connection to gardens grown for food is very different. Time and space are the precious commodities. We are far removed from the concept of growing gardens for a war effort. Nevertheless, in our small plots of suburbia, we still crave fresh tomatoes off the vine. Many of us welcome the trend where small urban gardens give way to vegetables and herbs.

Potager, a French term referring to a vegetable or kitchen garden, typically conjures up visions of the acres of Potager du Roi at Versailles. But in today’s space-challenged gardens, an urban potager is not just about the expanse of a kitchen garden; it is all about the ornament of food gardening. When creating a potager in a small space, there are several elements to consider.

DESIGN YOUR SPACE

Design is essential. This garden will always be cut and harvested from, thus planning for an attractive year-round look is important. Start by drawing lines. Define a permanent framework to allow plants to come and go without ruining

the design. Enclose, circle, or make pathways to form space. Move beyond the frumpy, treated-wood rectangles. Create a permanent framework with living plants such as true dwarf English boxwood or with hardscape materials such as woven willow hurdles, brick, or stone. Build pathways for easy access and as another way to guide the eye through a space. Introduce outdoor structures such as obelisks, trelliswork, and garden art for color and style. Taller structures will build a “room” effect and create a place for climbing plants.

FIND SUNLIGHT

Finding space to grow food plants takes a bit of thinking outside the box. Vegetables need the sunniest spot in the garden. Assess the quality of light when the summer sun is the best. Be aware of neighboring buildings or trees that may overshadow the plants. Look for microclimates of reflective light and warmth. Do not overlook rooftops, balconies, or warm brick walls between buildings.

CHOOSE COMPACT OR CLIMBING VARIETIES

Corn and large sprawling pumpkin vines just won’t work in small gardens. Some varieties to look for are ‘Patio’ tomatoes, ‘Lemon’ cucumbers, ‘Fairy Tale’ eggplant, and ‘Spacemaster’ bush cucumber. Good herbs include ‘Minette’ basil, garlic chives, and ‘Hidcote’ lavender. You can also conserve space by growing plants up on structures. Pole beans and climbing peas are great on

trellises. Petite pumpkins such as ‘Baby Bear’, ‘Jack Be Little’, or patty pan squash can also be trained to climb.

PLANT FOR BEAUTY

For an extra spot of color, plant pretty food. Many varieties of vegetables provide opportunities for multihued creativity. Lacy mesclun lettuces, ‘Ruby Ball’ cabbage, ‘Royal Burgundy’ beans, and edible flowers such as calendulas and violas add living color. Plant vegetables and herbs artistically. Get away from straight rows. Line up plants in patterns that intermingle with each other, reminiscent of small knot gardens.

USE CONTAINERS

Even places without soil can host elegant potted gardens. On rooftops and balconies, try container gardens. Use pots at least two feet wide and tall to maximize choices of plants to grow. Cluster groupings of three or more for best effect. A bay laurel topiary or columnar apple tree will add an upright accent in the center of pots, while prostrate rosemary will tumble over the edges.

Compact and artistic veggie plantings can find their way into all shapes and sizes of garden spaces. As the gardening year kicks off, plot and plan how to add a potager of vegetables and herbs in the midst of your urban plot. Before long, you’ll be satisfying that craving for fresh tomatoes. 🍅

Susan Goetz is owner of The Creative Gardener, a garden design business in Gig Harbor.

A PLEA FOR LATIN

DANIEL SPARLER

ATTENTION, HORT HEADS! A disturbing trend seems to be emerging in publishing circles.

In what must be a misguided attempt to avoid alienating readers with what they assume are inscrutable Latin names, many magazine and newspaper gardening-section editors are shoving botanical nomenclature into the back of the tool shed and planting common names front and center. If you will pardon the indelicacy of the expression, dear readers, you may agree that these nitwits don't know their *Eschscholzias* from a hole in the ground.

The current (April 2007) issue of a leading garden magazine extols the virtues of a number of "high-powered perennials," but relegates their botanical names to the fine print. In the limelight are the likes of switchgrass (*Panicum virgatum*), Helen's flower (*Helenium autumnale*), Lenten rose (*Helleborus x hybridus*), snakeroot (*Actaea simplex*), licorice plant (*Helichrysum petiolare*), and even hummingbird mint for an agastache cultivar. Such haphazard and arbitrary employment of often nonsensical names reinforces the need for precision and accuracy, which only botanical binomials, derived scientifically and assigned by consensus, can hope to afford.

If the Fates (and perhaps the goddess Flora) allow, in future editions we will explore the particulars of learning to love botanical names, but for now let us review the shortcomings of their common cousins. Before we begin, let me be the first to admit that in certain circumstances—especially in the spoken language—common names are vastly more practical than the academic alternative. How many of us actually talk about our cultivars of *Solenostemon*

scutellarioides rather than our kinds of coleus?

Moreover, it is not only practical, but also sensible to use common names for familiar plants with long-established culinary uses. Of particular utility are the no-nonsense, monosyllabic staples such as rice (*Oryza sativa*), oat (*Avena sativa*), rye (*Secale cereale*), and wheat (*Triticum* sp.). Some herbs also fit the bill: dill (*Anethum graveolens*).

However, these are the proverbial exceptions that prove the rule. We are all aware of the major pitfalls of using common names—they are imprecise and ambiguous. Let us now ponder the OOOH so many ways in which their use is detrimental to understanding, disruptive to common sense, and even destructive to the social order. In hopes of reinforcing the mnemonic suggested above, we will briefly consider the condemnation of common names on the following grounds: More often than not they are **Odd, Obscure, Obfuscatory**, and even **Hateful**.

Odd—Multitudes of common names for plants are just plain weird. Take, for example, "pork and beans" for *Sedum rubrotinctum*. Hungry for an "apple of Sodom"? Bite into the fruit of *Solanum carolinense* but be aware that it might be your last—and know that this toxic nightshade is also called Carolina horsenettle, bull nettle, wild tomato, devil's tomato, sand briar, and tread softly. If you care to avoid "bats-in-the-belfry," don't plant *Campanula trachelium*. How about a native shrub of southwestern Washington, the western wahoo (*Euonymus occidentalis*)? Apparently it took its common name from the eastern wahoo (*Euonymus*

atropurpureus), which in turn derives from a native name in the Dakota language. Wahoo is also applied, however, to many other shrubs and trees including the following genera: *Calycanthus*, *Magnolia*, *Melia*, *Rhamnus*, *Tilia*, and *Ulmus*. The devil-made-me-do-it category could cover hell's half acre as well as most parts of the anatomy. Among the 30-plus examples to be found are devil's tongue, devil's guts, devil's backbone, devil's claw, devil's finger, and devil's hair, not to mention more unsettling prospects such as devil's snuff box, devil's beggartick, and devil's plague.

Obscure—A number of common names seem in today's eyes more esoteric than their scientific counterparts. Yet they are still used—by publishers at least—with nary a sideways glance. Is it really any easier to refer to giant viper's bugloss than *Echium pininana*? Or Siberian bugloss over *Brunnera*? I was forced into the etymological dictionary to learn that bugloss is from the Greek for ox-tongue. Common, indeed! A couple of other candidates in the most obscure category would include Dyer's plumeless saw-wort (*Serratula tinctoria*) and—my personal favorite—Mongolian pride-of-Rochester (*Deutzia parviflora*). Questions abound: Who was Dyer, and what's a saw-wort? Which Rochester? In addition to New York there are Rochesters in 10 other states, plus two in England, and one each in Canada and Australia. And how does Mongolia enter the picture?

Obfuscatory—This is the most vexing field in that there are so many subcategories to consider. Many common



names seemed designed to confound gardeners in a veritable babble of double-speak. Consider mutually contradictory names for the same plant: How can *Nigella damascena* be “love-in-a-mist” as well as “devil-in-a-bush”? The wild form of our beloved carrot, *Daucus carota*, is one woman’s “Queen Anne’s lace” but another’s “devil’s plague.” *Ornithogalum umbellatum* is both “star of Bethlehem” and “dove’s dung.” Among many other appellations, *Datura metel* is called “angel’s trumpet” as well as “devil’s trumpet.” Even more dismaying is the confusion engendered by the willy-nilly misapplication of a common or even botanical name to unrelated genera: so-called spurge laurel is neither a spurge (*Euphorbia*) nor a laurel (*Laurus* or *Prunus*) but is in fact *Daphne laureola*. “October daphne” is really *Sedum sieboldii*, “strawberry geranium” is *Saxifraga stolonifera*, and “flowering maples” are *Abutilons*. “Australian fuchsia” (*Correa*) and “Cape fuchsia” (*Phygelius*) aren’t even remotely related to the real thing, although “evening primrose” (*Oenothera*) is—surprise!—a distant kin of fuchsia, but it sure ain’t a primrose. Speaking of roses, pity the poor plant for having to share its name with a couple dozen wannabes. In what may be the single most egregious case of horticultural identify theft, a rose is no longer a rose (apologies to Gertrude Stein) when attached to the following hangers-on: alpine, Christmas, cotton, desert, Egyptian, guelder, Lenten, moss, rock, sand, sun, velvet et cetera. The real thing by any other name may smell as sweet (apologies to Wm. Shakespeare), but now that we’re casting aspersions (if not spurges), this

scourge is enough to discourage, or at least bedevil the beginning gardener.

Hateful—Now we’re on to serious business. Is there no sympathy for the mother-in-law? Must her poor tongue still be used for *Sansevieria* and *Dieffenbachia* and her cushion for *Echinocactus*. (Ouch!) Isn’t it downright mean—not to mention cannibalistic—to refer to *Monstera deliciosa* as “mother-in-law”? She can, of course, retaliate by invoking a dozen or so bastards, including bastard indigo (*Amorpha fruticosa*) as well as bastard balm (*Melittis melissophyllum*), bastard cabbage tree, cinnamon, olive, rocket, sandalwood . . . you get the picture. We’ll wrap this up on a somber note that includes a call for action. The most nefarious common names are those that incorporate racial slurs. The worst examples from our own country, those that employed the “n” word, have finally been expunged. However, all around us are references to a South African term that is just as vile. The hideous “kaffir” has been applied as part of the common name for various species of *Citrus*, *Carpobrotus*, *Erythrina*, *Encephalartos*, *Sorghum* and other tropical genera, but in Seattle some prominent nurseries still sell *Schizostylis coccinea* and sometimes *Clivia miniata* as “kaffir lily.” I’ve made it a point to inform proprietors of the impropriety of such terminology when I see plants so labeled, but the names still surface with disheartening frequency. Let’s make it a point to follow the lead of the South Africans themselves, who long ago began referring to *Clivia* as bush or forest lily and *Schizostylis* as crimson flag. If we work together on this we can make a difference.

A BIT O’ FUN WITH COMMON NAMES

“Kiss me over the garden gate¹,” whispered the black dragon² to Molly the witch³ as he tread softly⁴ on the dead man’s hand⁵. “Oh, sweet heart of Jesus⁶,” came her retort. “Not for all the bells of Ireland⁷, you devil-in-a-bush⁸, you bastard toadflax⁹! Reel in your painted tongue¹⁰ and touch me not¹¹, or I’ll make sure your love lies bleeding¹² when the queen of the night¹³ arrives. She’ll doff her ladies mantle¹⁴, crack out the devil’s horsewhip¹⁵ and stuff you full of hellweed¹⁶. Then her destroying angel¹⁷ will finish you off with his Spanish dagger¹⁸, bury you with St. Anthony’s spade¹⁹ and you’ll be pushing up stinking corpse lilies²⁰ before you know it.”

1. *Persicaria orientale*
2. *Dracunculus vulgaris*
3. *Paeonia mlokosewitschii*
4. *Solanum carolinense*
5. *Scleroderma geaster*
6. *Caladium bicolor*
7. *Moluccella laevis*
8. *Nigella damascena*
9. *Comandra umbellata*
10. *Salpiglossis sinuata*
11. *Impatiens balsamina*
12. *Amaranthus caudatus*
13. *Selenicereus grandiflorus*
14. *Alchemilla mollis*
15. *Achyranthes aspera*
16. *Cuscuta europea*
17. *Amanita virosa*
18. *Yucca gloriosa*
19. *Sansevieria sp.*
20. *Rafflesia arnoldii*

You’ll have to excuse me now. It’s time to go out and sow some California poppies. 🌻

When he is not torturing the English language, Daniel Sparler, who recently joined the NHS board, torments plants in his Seward Park garden.

NHS LECTURES

DATE, DAY & TIME	EVENT NAME	FEATURED SPEAKER	TYPE OF EVENT
<p>March 24 (Sat) 8:30 a.m. – 3:00 p.m.</p>	<p>Sustainable Gardening: The Green Approach</p>	<p>Janet Marinelli Sean Hogan Maurice Horn Cameron Scott</p>	<p>SPRING GARDENING SYMPOSIUM</p>
<p>April 11 (Wed) 6:45 p.m. Reception 7:15 p.m. Lecture</p>	<p>Pots in the Garden</p>	<p>Ray Rogers</p>	<p>Slides & Lecture Wednesday Evening Lecture Series No reservation required</p>
<p>May 6 (Sun) 12:00 noon – 5:00 p.m.</p>	<p>MEET THE BOARD</p>		
<p>May 9 (Wed) 6:45 p.m. Reception 7:15 p.m. Lecture</p>	<p>Botanic Gardens at the Crossroads</p>	<p>Scott Medbury</p>	<p>Slides & Lecture Wednesday Evening Lecture Series No reservation required</p>
<p>June 13 (Wed) 6:45 p.m. Reception 7:15 p.m. Lecture</p>	<p>Making the Modern Garden</p>	<p>Christopher Bradley-Hole</p>	<p>Slides & Lecture Wednesday Evening Lecture Series No reservation required</p>
<p>September 14 (Fri) 12:00 noon – 6:30 p.m. September 15 (Sat) 9:00 a.m – 3:00 p.m.</p>	<p>NHS ANNUAL FALL</p>		
<p>October 10 (Wed) 6:45 p.m. Reception 7:15 p.m. Lecture</p>	<p>Designing Mixed Borders for Sun & Shade</p>	<p>Bob Hyland</p>	<p>Slides & Lecture Wednesday Evening Lecture Series No reservation required</p>
<p>November 14 (Wed) 6:45 p.m. Reception 7:15 p.m. Lecture</p>	<p>Bloedel Reserve— Pacific Northwest Treasure</p>	<p>Richard Brown</p>	<p>Slides & Lecture Wednesday Evening Lecture Series No reservation required</p>

ELISABETH C. MILLER LIBRARY WILL BE OPEN FROM 5:00

DESCRIPTION	MEMBER /NON	LOCATION
<p>Our spring symposium will focus on earth-friendly practices that will enable us to pass healthy ecosystems on to future generations. Topics include growing endangered plants to help save them, installing green roofs, following sustainable soil building and composting practices, managing weeds and diseases without chemicals, and conserving water.</p>	\$45/\$65	<p>Bastyr University Auditorium 14500 Juanita Dr NE Kenmore, 98028</p>
<p>Ray Rogers, editor, award-winning horticulturist, life-long gardener, and author of the upcoming Timber Press book, <i>Pots in the Garden</i> (photographed by Richard Hartlage), will show us how to create and site fantastic containers in the garden for optimum effect. Learn how to create focal points, use water, and exploit the potential of empty containers to make wonderful deck, patio, and terrace environments, as well as beautiful gardens.</p>	\$5/\$10	<p>NHS Hall / UW Botanic Gardens Center for Urban Horticulture 3501 NE 41st, Seattle</p>
RD TOUR	FREE	<p>Driving directions to tour gardens will be mailed out later this spring</p>
<p>Scot Medbury, president and CEO of the Brooklyn Botanic Garden, will speak about making botanic gardens relevant to contemporary society. He will share horticultural experiences from botanic gardens in Hawaii, New Zealand, Great Britain, and now New York. Scot, an MS graduate of the UW Center for Urban Horticulture, promises to mention good garden plants for Seattle along the way.</p>	\$5/\$10	<p>NHS Hall / UW Botanic Gardens Center for Urban Horticulture 3501 NE 41st, Seattle</p>
<p>Christopher Bradley-Hole, author, architect, and plantsman, works at the cutting edge of modern design. He will provide an overview of the best modern and minimalist gardens, giving the inspiration behind the gardens and explaining how space and proportion combine with clever planting.</p>	\$5/\$10	<p>NHS Hall / UW Botanic Gardens Center for Urban Horticulture 3501 NE 41st, Seattle</p>
PLANT SALE	FREE	<p>Warren G. Magnuson Park 7400 Sand Point Way NE, Seattle</p>
<p>Bob Hyland is co-owner and manager of Loomis Creek Nursery, a retail nursery in New York's Hudson River Valley that specializes in perennials, grasses, shrubs, and tender plants for the mixed border. He will discuss the art and practice of creating dynamic, colorful, four-season borders planted with a mixture of shrubs, perennials, ornamental grasses, annuals, and bulbs.</p>	\$5/\$10	<p>NHS Hall / UW Botanic Gardens Center for Urban Horticulture 3501 NE 41st, Seattle</p>
<p>Prentice Bloedel's belief that "Nature can do without man, but man cannot do without nature," inspired him to give his wonderful estate to the Northwest. Richard Brown, the executive director of the Bloedel Reserve, and a talented garden photographer, will tell us how this once-private residential estate evolved into a nationally significant public-access garden.</p>	\$5/\$10	<p>NHS Hall / UW Botanic Gardens Center for Urban Horticulture 3501 NE 41st, Seattle</p>

UPCOMING SPEAKERS

ROBIN MAASS

April Preview

RAY ROGERS

POTS IN THE GARDEN

Wednesday, April 11, 2007



LIFELONG GARDENER RAY ROGERS has the hots for pots, and he's coming to Seattle in April to tell NHS members why. His new book *Pots in the Garden*, just published in February by Timber Press, reflects this longtime gardener's accumulated thoughts and experiences on container gardening and the basic principles behind good garden design.

Ray began his career in public horticulture before turning to a career as a garden editor and writer. Working at the Morris Arboretum in Philadelphia and at the American Horticultural Society's headquarters at River Farm in Alexandria, Virginia furthered his interest in the horticultural press and led to a position as senior editor at Dorling Kindersley Publishing, where he worked on over 40 titles.

Currently a freelance editor and author, Ray is a regular contributor to the *American Gardener* magazine, *Green Scene*, and *American Cottage Gardening*. He has even been a guest on *Martha Stewart Living*. Ray continues to pursue his horticultural interests as a home gardener, an amateur hybridizer of *Hippeastrum* (amaryllis), and as a major horticultural exhibitor in the Philadelphia Flower Show.

In a recent interview, Ray, who currently gardens in North Brunswick, New Jersey, spoke about the popularity of container gardening. "It can be done in a small space—such as a postage-stamp urban or suburban garden, patio, or deck—or in a garden the size of Versailles," he says.

Ray maintains that the overarching factor in deciding what elements make for a pleasing container combination is: *Does it look good to you?* "This is a very subjective business," he says. What he calls "the Big Five—color, line, form, space, and texture"—come into play here. He also promises to tell us what colors of containers play well with others. One caveat: "Watch out for bright orange terra cotta." 🌱

May Preview

SCOT MEDBURY

BOTANIC GARDENS AT THE CROSSROADS

Wednesday, May 9, 2007



SCOT MEDBURY, president and CEO of the Brooklyn Botanic Garden (BBG), is coming to Seattle in May to talk to NHS members about making botanic gardens relevant to contemporary society. Prior to his appointment as president of the Brooklyn Botanic Garden in 2005, Scot was the director of the San Francisco Conservatory of Flowers and the Botanical Garden at Strybing Arboretum, Golden Gate Park. Scot's career has included appointments at gardens in California, Washington, Great Britain, New Zealand, and his home state of Hawaii.

In 2006, the American Association of Museums listed Scot as one of the Top 100 Museum Professionals of the Past Century. In awarding the honor, the Association recognized Scot as a champion of botanic gardens, whose 30-year career has been devoted to innovating, improving, and expanding upon how botanic gardens in the United States serve the public.

Scot's work at the BBG has included a focus on helping the garden become even "greener." "We're really getting our heads together on how we can be a model of a green institution," he said at a recent breakfast forum in New York City. To that end, the BBG is planning to construct a new visitor's center—expected to be completed for the garden's 2010 centennial—featuring a green roof that "we think will take it to the next level," said Scot. The BBG is also getting more involved in working with local gardeners on food issues.

His evening with NHS promises to be a homecoming of sorts for Scot, who holds two degrees from the University of Washington: an MS in Forest Resources from the Center for Urban Horticulture; and a BA in International Studies, with an emphasis on Russian language and culture from the Henry M. Jackson School of International Studies. Mindful of his Northwest connections, Scot has promised to mention good garden plants for Seattle along the way. 🌱

June Preview

CHRISTOPHER
BRADLEY-HOLE

MAKING THE MODERN GARDEN

Wednesday, June 13, 2007

BRITISH AUTHOR, architect, and landscape designer Christopher Bradley-Hole is coming to Seattle in June to share his ideas on modern and minimalist gardens with NHS




members. Christopher has designed gardens ranging in size from small city courtyards to grand country estates in the United Kingdom, Germany, Sweden, and Canada. His latest book, *Making Modern Gardens*, will be coming out this year.

Christopher's widely publicized contemporary garden designs, with their focus on the relationship of buildings to their surroundings, have been influential in changing British attitudes toward landscape design.

Many of Christopher's innovative modern gardens, created for the prestigious Chelsea Flower Show, have won multiple awards. In 2004, his garden *Hortus Conclusus*, a modernist reinterpretation of an early Islamic garden designed for the Shaikh Al-Nahayan, took Best in Show at Chelsea. In 1997, his first-ever garden design at Chelsea won a Gold Medal, as well as Best in Show. It was widely acclaimed for its "pared-down simplicity and tranquility, executed with a sharp eye for both rigorous design and harmonious planting."

Originally trained as an architect, Christopher runs his design practice from London, and teaches landscape design to students of the diploma course at the Royal Botanic Gardens, Kew. Some of his recent public projects in the UK have included a new urban landscape for the BBC headquarters at White City in London, a contemporary garden for English Heritage at Portland Castle, the redevelopment of Highbury Stadium for Arsenal Football Club, and a new garden courtyard for the new wing of the Pallant House Gallery in Chichester.

Christopher's previous book, *The Minimalist Garden*, won the Garden Writers Guild Award for Book of the Year 1999-2000. 

~ THANKS TO OUR 2007 PATRONS ~

The educational series would not be possible without the tremendous support of our wonderful patrons. Their generosity enables NHS to provide a world-class educational program for Northwest gardeners. Thank you, patrons!

Mrs. Don G. Abel in memory of Jeanette Michel	Alice Lauber
Phoebe Andrew	Julie Lawrence
Alison S. Andrews	Jeanne Marie Lee
Barbara Asmervig	Ann LeVasseur
Karen Babbit	Susan & John Lewicki
Bamford & Bamford Pottery/ Kathryn Bamford	Janet Lewinsohn
Douglas Bayley	Mr. & Mrs. J. David Lewis
Charlotte L. Behnke	Barb Libbey
Jim & Suzette Birrell	Martha Lindberg
Susan Bogert	Susan Holmes Lipsky
Constance Bollen	Karen Long
Mrs. Edgar Bottler	Pete & Midge Lucas
Jill D. Bowman	Hans & Tina Mandt
Shelly & Paul Capeloto	James K. Marshall
Whit Carhart	Judy Massong
Barbara Carman	McComb Gardens Nursery
Michael J. Coie	Kathy E. Meislahn
Tam Crocker	Molbak's LLC
Stacie Crooks	Renee Montgelas
Barbara L. Crutcher	Ciscoe Morris
Lynn & Ralph Davis	Alexandra & Charles Morse
Marsha Davis-Thomsen	Susan Mullen
Tanya DeMarsh-Dodson	John & Lee Neff
Tina Dixon	Ann S. Ormsby
Dragonfly Farms Nursery	Mary Palmer
Anita Dunn	Catherine Parker
Mrs. Phil Duryee	Chitra & Zakir Parpia
Dominique Emerson	T. Keith & Janet L. Patrick
Janet & Mike Endsley	Maryann & Charles Pember
Carolyn Fisher	Lois Pendleton
Betsy Fitzgerald	Susan Picquelle
Lucile Flanagan	Phyllis Pierce
Lorene Edwards Forkner	Dianne K. H. Polson
Kathy Fries	Kate Poole
Jane Gamble	Debra Prinzing & Bruce Brooks
Mr. & Mrs. E. Peter Garrett	Ravenna Gardens
Greg Graves	Barbara Reisinger
Mary Louise Griffin	M. Gayle Richardson
Ann & Geoffrey Groff-Smith	Pat & Walt Riehl
Iola Groth	Nita Jo Rountree
Joyce Hawkins	Liz Sanborn
Elizabeth Hebert & Donald Guthrie	Gerda Spence
Nancy Heckler	Richie Steffen
Deborah Heg	Rebecca Stewart
Catherine Hillenbrand	Phil & Susie Stoller
A Garden of Distinction	Nancy Strahle
Jocelyn C. Horder	Mary Kay Talbot
Deborah Horn	Joanne Titus Thompson
Dan & Darlene Huntington	Shelagh Tucker
Lisa Irwin	Ralene Walls
Suzy Jamieson	Marie Weiler
Ann E. Keller	Wells Medina Nursery
Kemper/Iversen, Ltd.	Joanne White
Karin Kravitz	Carolyn Whittlesey
Mary Helen Krock & John MacKean	Madeleine Wilde
Laura M. Kvasnosky	Lois Willman
Denise Lane & Bruce Allen	Sherri Wilson
Raymond J. Larson	Withey Price Landscape & Design, LLC
	Kathryn P. Yerke

See calendar (pps. 8 and 9) for lecture times.

NHS AT THE FLOWER & GARDEN SHOW REAPS RAVE REVIEWS

NITA-JO ROUNTREE

PHOTOS DEBBIE CAMPBELL

TROPICAL FOLIAGE and exotic flowers, punctuated with hand-carved masks, combined to create one of the most beautiful and popular displays at this year's Northwest Flower & Garden Show. Borucan Indians from Costa Rica made the colorful masks; Outdoor Lighting Perspectives designed and installed the special-effect lighting throughout the garden; Jean Whitesavage donated her "Jungle Nut" sculpture; Rosebar contributed a gunnera-leaf water feature; and Wendy Welch Garden Designs artfully unified the entire exhibit.

Huge thank-yous go to the many NHS volunteers who installed, staffed,



and dismantled the exhibit. Staffers not only sold NHS memberships, they identified plants, gave directions to anything and everything in the show, and played two DVDs, one showing NHS members in their gardens

(filmed by Terry Moyemont), and a second showing the Borucan mask ceremony.

Mary Palmer won the Philips portable DVD player, promised to the volunteer who recruited the most new members. During her shift, she

signed up seven new members. Congratulations, Mary!

Our special thanks also go to:

Aw Pottery

Clinton Bamboo

Elisabeth C. Miller Botanical Garden

Lake Washington Technical College, horticultural students

Mariposa Imports

Molbak's

Terry Moyemont

Outdoor Lighting Perspectives

Ravenna Gardens

Rosebar, Inc.

Steamboat Island Nursery

Swansons

Wendy Welch Garden Design

Jean Whitesavage

Wintergreen Tree Farm



NHS AWARDS THREE SCHOLARSHIPS IN 2006


AS PART OF ITS commitment to further horticultural education, NHS maintains an endowment fund to support the Elisabeth Carey Miller Scholarship in Horticulture, available to graduate students at the University of Washington. The scholarship provides financial assistance for a specific project. This year, each of the 2006 winners is pursuing research in restoration ecology, aimed at improving natural environments.

LLOYD NACKLY recently entered the master's program at the Center for Urban Horticulture. His thesis is centered on understanding invasive plant biology and habitat preference in order to predict and prevent further colonization of natural settings. He hopes the results of his studies will be useful in horticulture, urban planning, and natural resource management.

RODNEY POND is a PhD student at the Center for Urban Horticulture, researching the best methods to reestablish plant communities in disturbed low-elevation riparian forests in the North Cascades National Park. He is investigating natural factors that limit reestablishment, such as substrate quality, seed dispersal, and plant tolerance of site conditions, and then

devising experiments to determine what needs to be manipulated to promote plant establishment. He hopes his research results will aid areas disturbed by construction, mining, recreation, slope failure, erosion, and any other form of disturbance that exposes bare mineral substrates.

SIERRA SMITH is pursuing a master's degree in the University of Washington's Environmental Horticulture and Urban Forestry program. Armed with evidence suggesting a symbiotic relationship between plants and fungi, Sierra is working in partnership with the Nature Conservancy to test his hypothesis that farming a site disrupts the mycorrhizal community, making it more difficult to reestablish native plants. He hopes to aid the Nature Conservancy in its efforts to restore Puget Sound's abandoned agricultural fields, and to inform the broader debate over the use of mycorrhizae in the production of plant material destined for sites like this.

University of Washington graduate students wishing to obtain information regarding the 2007 scholarship may email nwhort@aol.com. 

LONG-SUFFERING *MELIANTHUS MAJOR*

DANIEL MOUNT

WE HAVE ALL SUFFERED trendy plants. Or should I say they've suffered us? Our climate is just mild enough to make us try anything and fickle enough to make us fail. We have all had our share of failures, even in the most favorable of microclimates. But we have had successes, too, with some of the most unlikely plants. *Melianthus major* happens to be one of those plants proving to be long suffering and finding a place in the modern Northwest garden, beyond its trendy start.

I say long suffering, because this lax, soft-wooded shrub from the west coast of South Africa is just barely at home in our temperate Mediterranean climate. And yet it willingly compromises, behaving more like a hardy perennial than a shrub.

In its native land, *Melianthus major*, or giant honey bush, grows on moist, sandy riverbanks and in ditches. Due to its suckering habit, it can grow as wide as tall, reaching 10 feet. It is a member of the Melianthiaceae family, which is comprised of three genera and eighteen species. *M. major*, with its glorious foliage, crowns the family. Grown ornamentally in warmer climates for years, it now enjoys popularity even in temperate climates.

Its alternate, pinnately compound leaves bearing 7-11 leaflets are dramatically serrated and heavily coated with a silvery wax, which captures changing light. The leaves appear platinum in full summer sun, jade green in spring's soft light, or luminous blue on a misty fall day. The cultivar 'Antonow's Blue' is an exceptional selection, with bolder texture and deeper blue coloration than the species.

In Afrikaans it's called Kruidjie-roer-my-nie, or herb-touch-me-not. The toxic foliage has an odor some people affectionately call peanut buttery; others say it is malodorous as rubber. Actually, South Africans have used the healing compounds of its foliage for ages to create poultices. The foliage is not toxic when touched, but only when eaten.

The mahogany red flowers carried on tall panicles over the foliage appear in spring. In Greek, *melianthus* means honey flower, and these flowers drip with nectar, fed upon by the African Sunbird, its sole pollinator. These flowers are seldom seen in the Northwest because they appear on second-year growth in the spring. It takes a frost-free winter for this sensitive shrub to come through and bloom. Though I have seen it bloom here, the display is nothing like what you'd see in California or Africa. It is the luminous foliage that has won it popularity here.

Whether started from seed or cuttings, melianthus is a quick grower. A few small plants regularly watered and fertilized can give a shrublike effect by summer's end.

A melianthus that I planted as an annual five years ago still lives in a protected corner under cedars, though I've given it minimal encouragement. Over the years the cedars have wrapped roots around it, but have not stopped this long-suffering plant which gets little water and hot afternoon sun. Each autumn the rains begin and so does the melianthus, putting on a new flush of growth. The



DEBBIE CAMPBELL

Melianthus major foliage adds drama to the garden

first hard frost kills this new growth. I have been warned not to cut it back at this time, yet each year I dare this "annual" to die, and cut it back as soon as the first frost damages it, mulching only lightly. Each spring the plumelike sea-green foliage returns, encouraged with minimal fertilizer and water.

Melianthus is not for every garden. Its stunning foliage—at home with cannas, castor beans, and dahlias—looks like a foreigner in a Mediterranean or Northwest-native planting scheme. I've combined it with *Cotinus* 'Royal Robe', *Cordylone bauerii*, *Ruta graveolens* 'Curly Girl', *Sedum* 'Matrona', and *Canna striata*. These plants enjoy the same cultural conditions, and the play of colors and textures gives a long season of dramatic interest. Not minding cramped roots, it also makes a great container plant, making it much easier to haul into a garage when temperatures drop. Most nurseries have caught on to the charms of this tender perennial and offer it in their annual department each spring.

But an annual or tender perennial it is not. I feel a need to upgrade *Melianthus major*'s status. Certainly calling it hardy may be pushing it too far. Maybe a new category? How about long suffering? 🌱

Daniel Mount works as a gardener and designer in the Seattle area.



MILLER LIBRARY

NEWS AND NOTES

KAREN PREUSS AND BRIAN THOMPSON

IMAGINE A CARGO VAN packed to the roof with eighty-six banker's boxes. Now imagine each of those boxes filled with horticulture books. For those of us at the Miller Library, this is way better than Christmas. Talk about kids in a candy store!

In December of 2006, the Miller Library received its largest gift of books since the founding of the library, as George Waters donated his entire horticultural library to us. We spent two days in the Portland area, packing and loading those eighty-six boxes (and unloading them back in Seattle). Feeling something of a time crunch, we had to concentrate on getting everything packed, although the temptation to linger and browse through the books occasionally took over, and "look at this!" was frequently heard as one of us discovered yet another treasure.

We are profoundly grateful to George Waters for his generosity. Many of you will recognize his name. For more than twenty years, from July 1976 until fall of 1997, George was the editor of *Pacific Horticulture*. For several years prior to taking the editorial helm, he and his wife Olive were involved in the revamping of the journal. They served on the foundation's board of directors, and streamlined the distribution of the journal to its subscribers.

A native of England, George grew up north of London, where as a child, he collected manure for the garden. In a conversation with Brian on an early visit to evaluate the collection, he recalled becoming a "professional" manure man,



working for a truck farm.

Upon his move to California in the early 1970s, he worked as a gardener, and became involved in the California Horticultural Society, where he became friends with Maggie Hayakawa, who was on the board of directors of the Pacific Horticultural Foundation. The rest, as they say, is history. In 2002, George and Olive moved from the Bay Area to Oregon City to be closer to Olive's son. Sadly, Olive passed away on April 24, 2005, and George began making plans to move back to the Bay Area. Wanting his impressive collection of books to go to a good home, he contacted us, much to our delight.

The headliner of this collection is the 1731, first edition of *The Gardener's Dictionary* by Philip Miller. A hands-on, A-Z listing of ornamentals, fruits, herbs, and vegetables, it would be a must in your garden if it didn't weigh

15 pounds! Garden practices, such as pruning and air layering, are interspersed with more curious subjects such as the impact of lightning and thunder on plants. But Miller had his priorities correct, devoting seven pages to a month-by-month plan for growing hops, and over 50 pages to grapes and winemaking throughout England and France.

John C. Loudon, an influential horticultural journalist and designer in

the 19th century, wrote another one of these gems: *The Villa Gardener* (1850) is a how-to book for grand scale landscape designers. His wife, Jane Loudon, carried on after his death by instructing Victorian women in *The Ladies' Companion to the Flower Garden* (1858).

The Florist's Directory (1810) was "a Treatise on the Culture of Flowers," especially for those used in the florist trade. Written by James Maddock and Samuel Curtis, it was a standard for 30 years. Alfred Smee studies his own garden at Beddington, Surrey in *My Garden: Its Plan and Culture* (1872), the 650 pages illustrated with 1,300 engravings. This was one of George's personal favorites.

And not just books! Several new periodicals will grace the Miller shelves because of the Waters' gift. These include a complete run (from 1930 to the present) of the British Iris Society yearbook, and *My Garden*—a mid-20th century "intimate magazine for garden lovers."

The list goes on and on and the whole Miller staff will be busy for months just getting through it. So if you hear a squeal of delight from the workroom during your next visit to the library, know that we've just found yet another treasure from George! 📖

Karen Preuss is manager of the Elisabeth C. Miller Library.

Brian Thompson is the Miller Library's curator of horticultural literature.

**The Elisabeth C. Miller
Library is open:
Monday 9 A.M. to 9 P.M.,
Tuesday–Friday 9 A.M. to 5 P.M.,
and Saturday 9 A.M. to 3 P.M.
(Closed Saturdays in August)**

NHS BULLETIN BOARD

🌿 SAVE THE DATE! 🌿

Molbak's "Spring into Action" Festival to Benefit NHS

SATURDAY, APRIL 14, 9:00 A.M.—8:00 P.M.

SUNDAY, APRIL 15, 10:00 A.M.—6:00 P.M.

13625 NE 175TH ST, WOODINVILLE

JOIN MOLBAK'S FOR their annual kick-off to spring celebration and get new ideas for your garden. Along with a tempting selection of plants, there will be activities to satisfy everyone, from first-time gardeners to those most experienced. This year, Molbak's will donate a portion of the weekend's proceeds to NHS, benefiting our educational programs.

Weekend events include container-planting workshops, garden lectures, inspirational displays, and special activities for kids. On Saturday, Marty Wingate will present "Year-Round Interest for Small Gardens" at 1:00 p.m., and on Sunday, Karen Chapman will present "Spring Ideas for Your Entry" at 1:00 p.m.

We hope to see lots of familiar faces at the festival! Event details are available at www.molbaks.com or on our own website at www.northwesthort.org 🌿

NORTHWEST PERENNIAL ALLIANCE

Spring Plant Sale

SUNDAY, APRIL 22, 10:00 A.M.—3:00 P.M.

SAND POINT MAGNUSON PARK, BUILDING 27

7400 SAND POINT WAY NE, SEATTLE

SELECT GREAT PLANTS from Northwest vendors, the NPA Borders at the Bellevue Botanical Garden, and member donations. Learn more at www.n-p-a.org. 🌿

SEATTLE GARDEN CLUB

"It's Magic" Flower Show

SATURDAY, MAY 19, 10:00 A.M.—5:00 P.M.

CENTER FOR URBAN HORTICULTURE

3501 NE 41ST, SEATTLE

ENJOY THE SEATTLE GARDEN CLUB'S innovative arrangements, horticultural exhibits, and photographs. For more information, call (206) 322-7565 or (206) 324-1155. 🌿

— 2007 SPRING CLASSES —

April

THURSDAY, APRIL 5, 10:00 A.M.—12:00 NOON

Spring Ephemerals with Greg Graves

LOCATION: Miller Botanical Garden, Seattle

FEE: Members \$25.00 Non-members: \$35.00

WEDNESDAY, APRIL 25, 12:30 A.M.—2:30 P.M.

***An Iris for Every Part of the Garden
with Richard Greenberg***

LOCATION: Brenneman Garden, Wallingford

FEE: Members \$25.00 Non-members: \$35.00

May

WEDNESDAY, MAY 2, 10:00 A.M.—12:00 NOON

New Hot Plants with Richie Steffen

LOCATION: Miller Botanical Garden, Seattle

FEE: Members \$25.00 Non-members: \$35.00

WEDNESDAY, MAY 16, 10:00 A.M.—12:00 NOON

***Tropical Rhododendrons (Vireyas)
with Clarice Clark***

LOCATION: Rhododendron Species Foundation, Federal Way

FEE: Members \$25.00 Non-members: \$35.00

THURSDAY, MAY 24, 10:30 A.M.—12:30 P.M.

Containers with Greg Graves

LOCATION: Old Goat Farm, Orting

FEE: Members \$55.00 Non-members: \$75.00

WEDNESDAY, MAY 30, 10:00 A.M.—2:00 P.M.

Botanical Tour of the Zoo and Rose Garden

LOCATION: Woodland Park Zoo, Seattle

FEE: Members \$40.00 Non-members: \$50.00

Please visit www.northwesthort.org for class descriptions. To register: Call Karin Kravitz (206) 780-8172 or email nwhort@aol.com. 🌿

A Pattern Garden

Val Easton's Book Launch a Big Success

THANKS TO ALL who planned and attended this festive event at the Center for Urban Horticulture on March 6. Over \$17,000 was raised to support the Northwest Horticultural Society Elisabeth Miller Library Endowment Fund. 🌿

THE PRESIDENT'S MESSAGE

AFTER ONE OF THE MOST frustratingly miserable winters in Seattle history, I am looking forward to a *glorious* spring and summer. The eagerness I feel when hosta leaves first poke through the ground, the excitement felt when the pale shades of spring green leaves emerge from bare branches, the exhilaration of discovering that a treasured plant is still alive—this year every garden event will be especially appreciated after the traumas of this winter. Hope springs eternal!

I hope you will all share your enthusiasm for the new season by taking advantage of NHS lectures, classes, and tours. Our exceptional board of directors spends an amazing amount of time and research to provide members the best opportunities to learn and interact with fellow garden enthusiasts.

One such event is our hugely popular “Meet the Board Tour” on May 6. I hope you can all come, and I’m looking forward to meeting many of you in my garden.

Karin Kravitz, our administrator, has created a beautiful and informative monthly e-newsletter. Let us know if you are not receiving it through e-mail.

Exciting News: Molbak’s has named NHS as the beneficiary of their “Spring into Action” festival, held on April 14 and 15 (more info on Page 15). Bring your friends to this fun-filled weekend and help Molbak’s help NHS. Everyone will get Hooked on Horticulture!

THANK YOU,
NITA-JO



DEBBIE CAMPBELL

*Read about the NHS exhibit at the
NW F&G Show on Page 12*

Garden NOTES

GARDEN NOTES EDITOR

Melody Hooper
editor@northwesthort.org

DESIGNER

Constance Bollen,
CB Graphics

CONTRIBUTING TO THIS ISSUE:

Debbie Campbell
Susan Goetz
Lisa Irwin
Karin Kravitz
Barry Latter
Ann LeVasseur
Robin Maass
Julie Martinson
Daniel Mount
Rose O'Donnell
Keith Patrick
Doug Pendleton
Kate Poole
Karen Preuss
Nita-Jo Rountree
Daniel Sparler
Richie Steffen
Brian Thompson

PRINTER

Mike Klinke,
Impression Printing

☞ Telephone: (206) 527-1794 ☞ Web: www.northwesthort.org ☞ E-mail: nwhort@aol.com



NORTHWEST HORTICULTURAL SOCIETY
P.O. Box 4597
ROLLING BAY, WA 98061-4597

Non-Profit
Organization
U.S. Postage
PAID
Seattle, WA
Permit No. 4842